

DIGITAL GRAPHIC GUIDLINES

Please use the following guidelines to help expedite the process of preparing files for print.

FILE TYPES

Photoshop CS4 or higher (psd. , .tiff or .jpg) For Raster Images

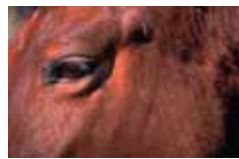

Illustrator CS4 or higher (.ai , .eps or .pdf) For Vector Images (preferred)

Please provide layered files to assist in art sizing and or color matching

Please build files at 1/4 scale @ 300 dpi in a cmyk color mode.


Raster

Raster becomes pixelated as it is enlarged



Vector

Vector keeps its integrity as it is enlarged



PLEASE INCLUDE

All printer and screen fonts (Best to “type create outline” when possible)

Please include scale at which art was created 1/10, 1/4, 1/2 or full depending on scale of project

Please include all placed images

Please list all PMS color swatches used in the file

Please provide logos as vector art when possible

When creating Banners please add 1" of bleed for hemming

SEND RECEIVE FILES

Files can be sent via

CD or DVD's

small files can be emailed to: stretch@slines.net

Large files can be uploaded to our ftp. site : <http://upload.slines.net/login.aspx>

Password: slines200

Please also send an email to inform us of your upload

If the above guidelines are Not followed there will be an artwork charge